


Service Manual

Humidifying Air Purifier

MiddleEast Market

F-VXF70M



WARNING

This service information is designed for experienced repair technicians only and is not designed for use by the general public. It does not contain warnings or cautions to advise non-technical individuals of potential dangers in attempting to service a product. Products powered by electricity should be serviced or repaired only by experienced professional technicians. Any attempt to service or repair the product or products dealt with in this service information by anyone else could result in serious injury or death.

IMPORTANT SAFETY NOTICE

There are special components used in this equipment which are important for safety. These parts are marked by  in the Schematic Diagrams, Exploded Views and Replacement Parts List. It is essential that these critical parts should be replaced with manufacturer's specified parts to prevent shock, fire or other hazards. Do not modify the original design without permission of manufacture.

We suggest to handle such parts after the static electricity prevention.

It is forbidden to touch the PCB parts by bare hands during the repairing process.

CONTENTS

	PAGE
1. Specifications	1
2. Parts Identification	2~4
3. Wiring Diagram	5
4. Parts List	6~8

1. Specifications

Model number	F-VXF70M					
Power supply	220V~ 50Hz		220V~ 60Hz		240V~ 50Hz	
Operation mode	Clean Air			Clean/Humid.		
Air Volume settings	Hi	Med	Lo	Hi	Med	Lo
Power Consumption (W) ※1	70	10	6	50	12	8
Humidifying amount (mL/h) ※2	— ※3	— ※3	— ※3	600	300	150
Air Volume (m ³ /min)	6.8	2.8	1.2	6.0	2.8	1.2
Floor area capacity	Up to 52m ² in a standard household room			Up to 28m ² in a standard household room		
Capacity of the tank	About3.4L					
Power cord length	2.0m					
Product dimensions	390mmx [295mm+(Foot:20mm)]x608mm(WXDXH)					
Product weight	10.2kg					

※1 The power consumption is about 0.9 W when the operation is set to "Off".(With the power plug inserted)

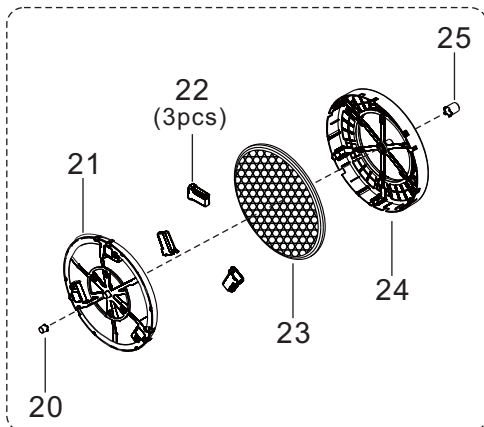
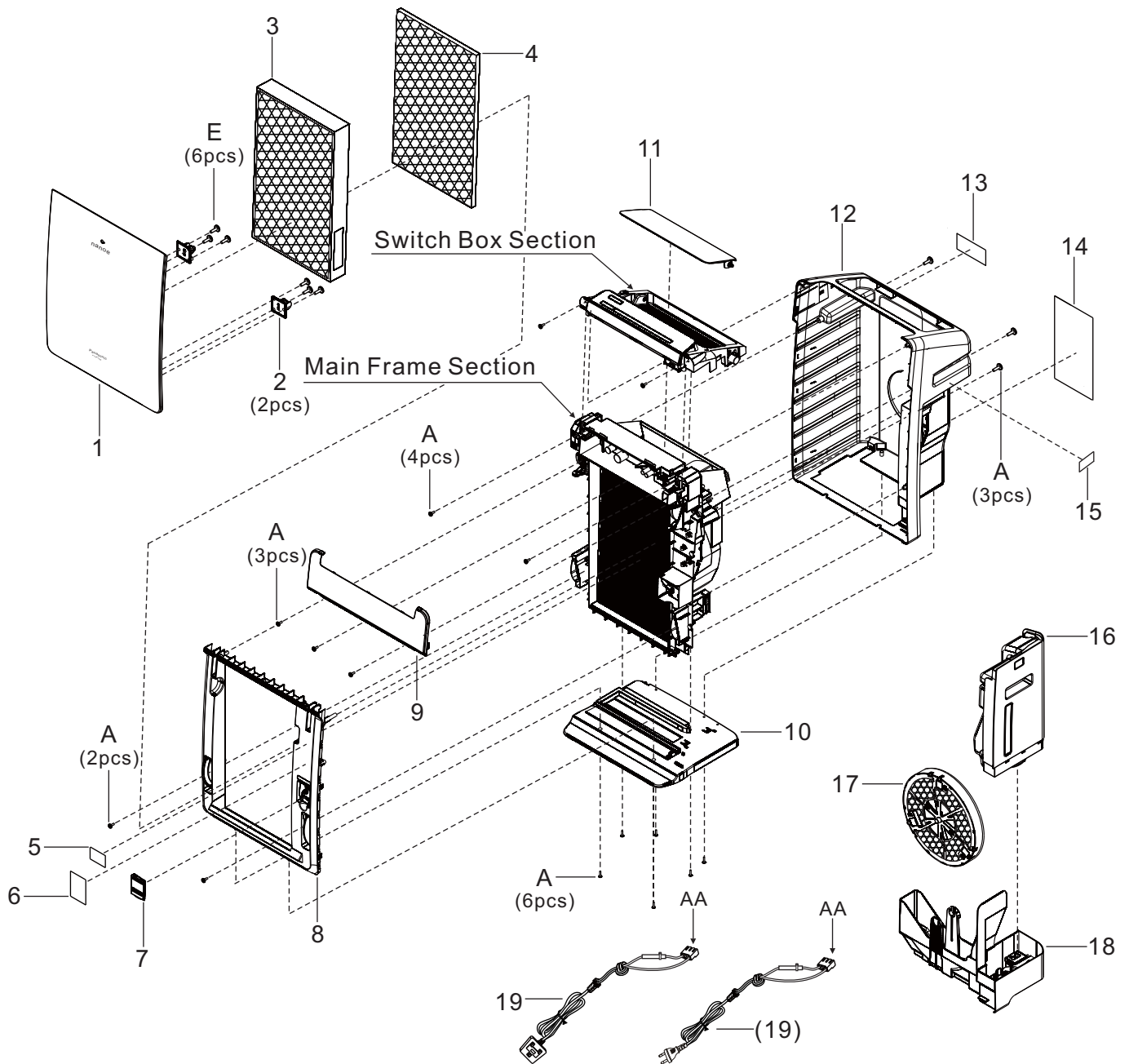
※2 The humidifying amount may vary with the indoor temperature and humidity.(Please refer to operating Instructions P.22)

※3 If there is water in the tank, the unit uses its water to humidify a little.(The water in the tank will be reduced little)

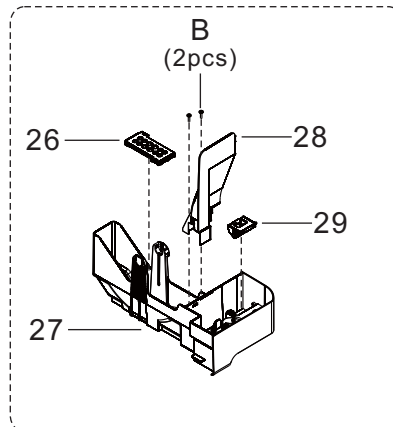
2. Parts Identification

F-VXF70M

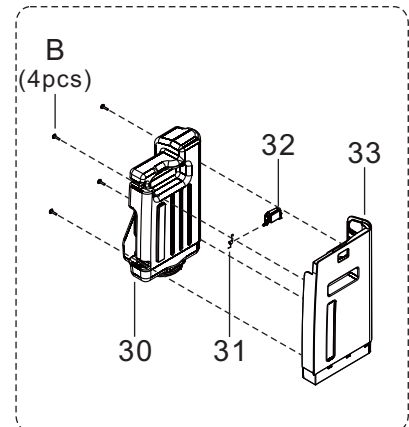
Main Body Section



H.Filter Section



Tray Section



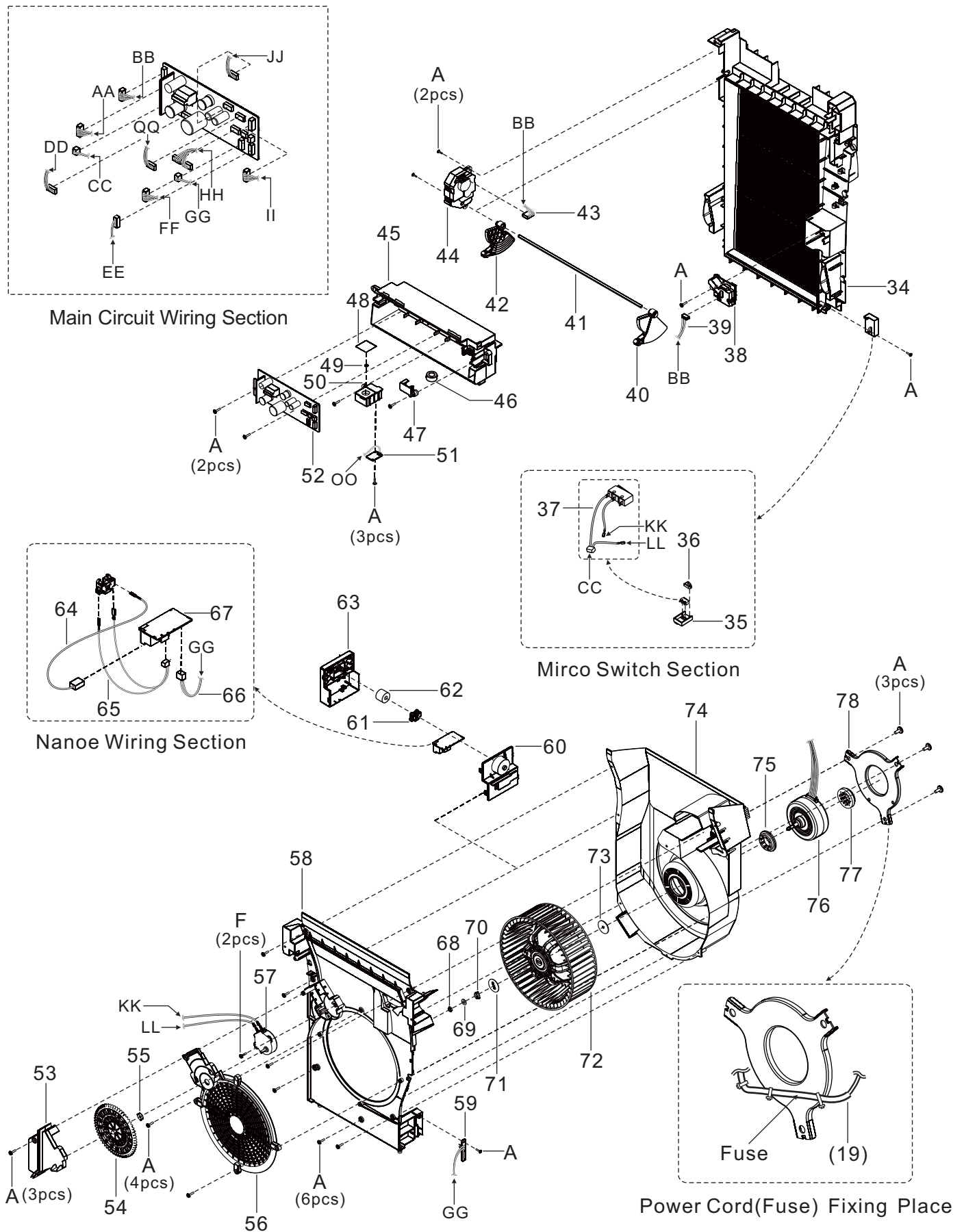
Tank Section

Remark: The double same letter which displayed behind the Lead Assy. Means they were linked together.

2. Parts Identification

F-VXF70M

Main Frame Section

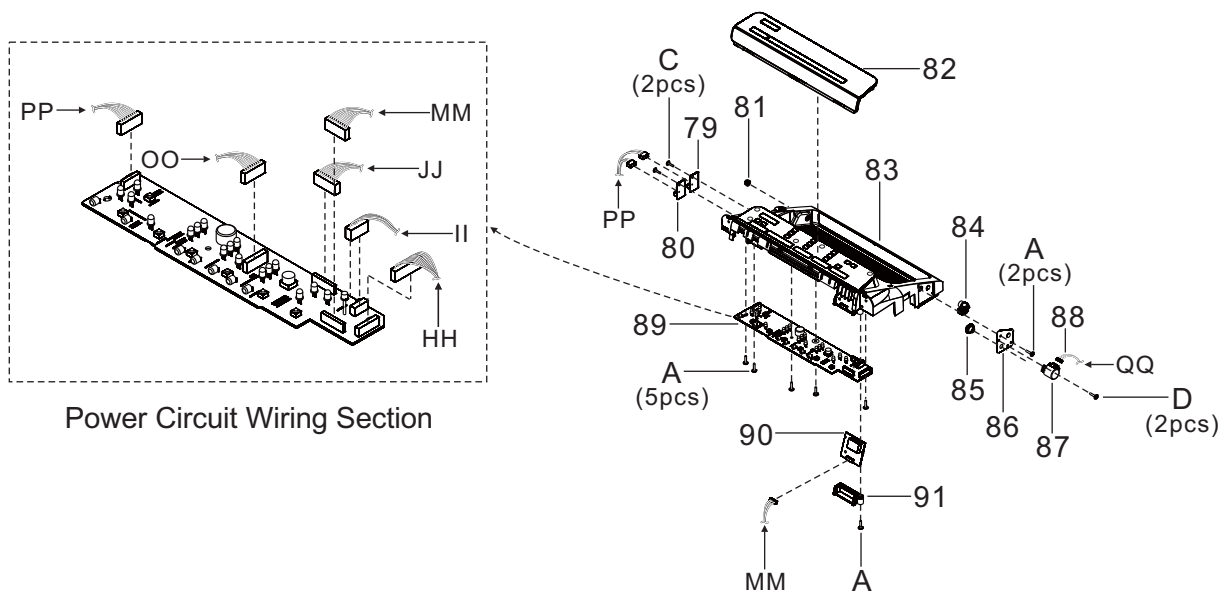


Remark: The double same letter which displayed behind the Lead Assy. Means they were linked together.

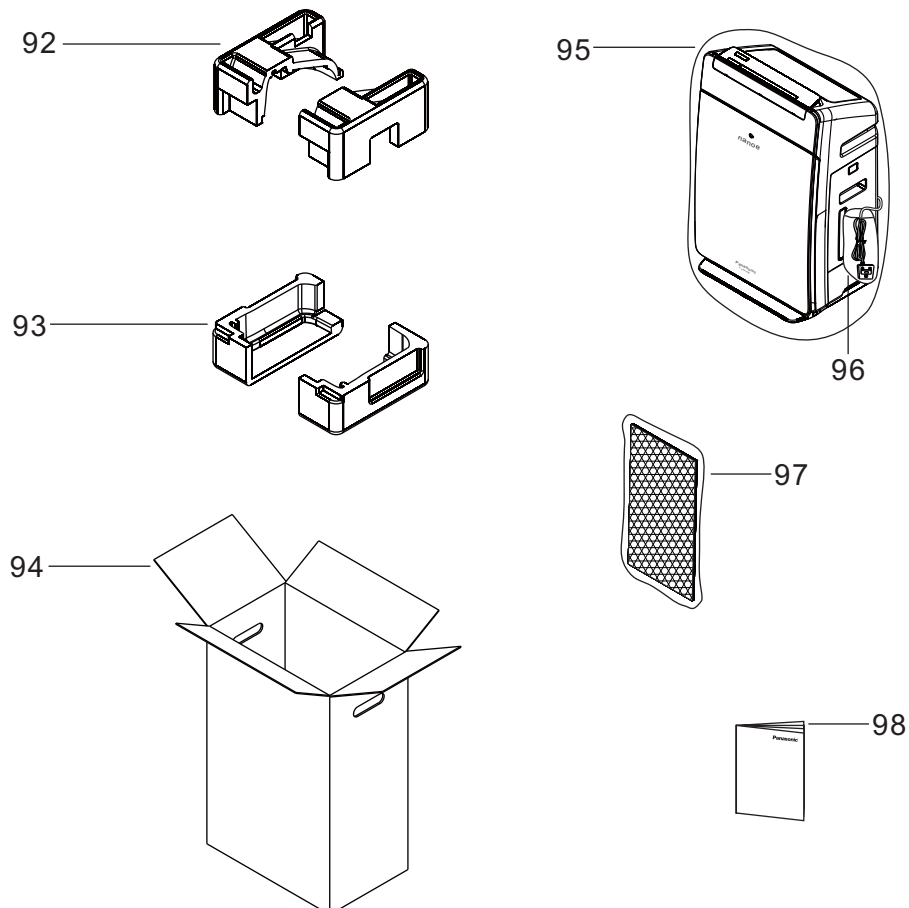
2. Parts Identification

F-VXF70M

Switch Box Section



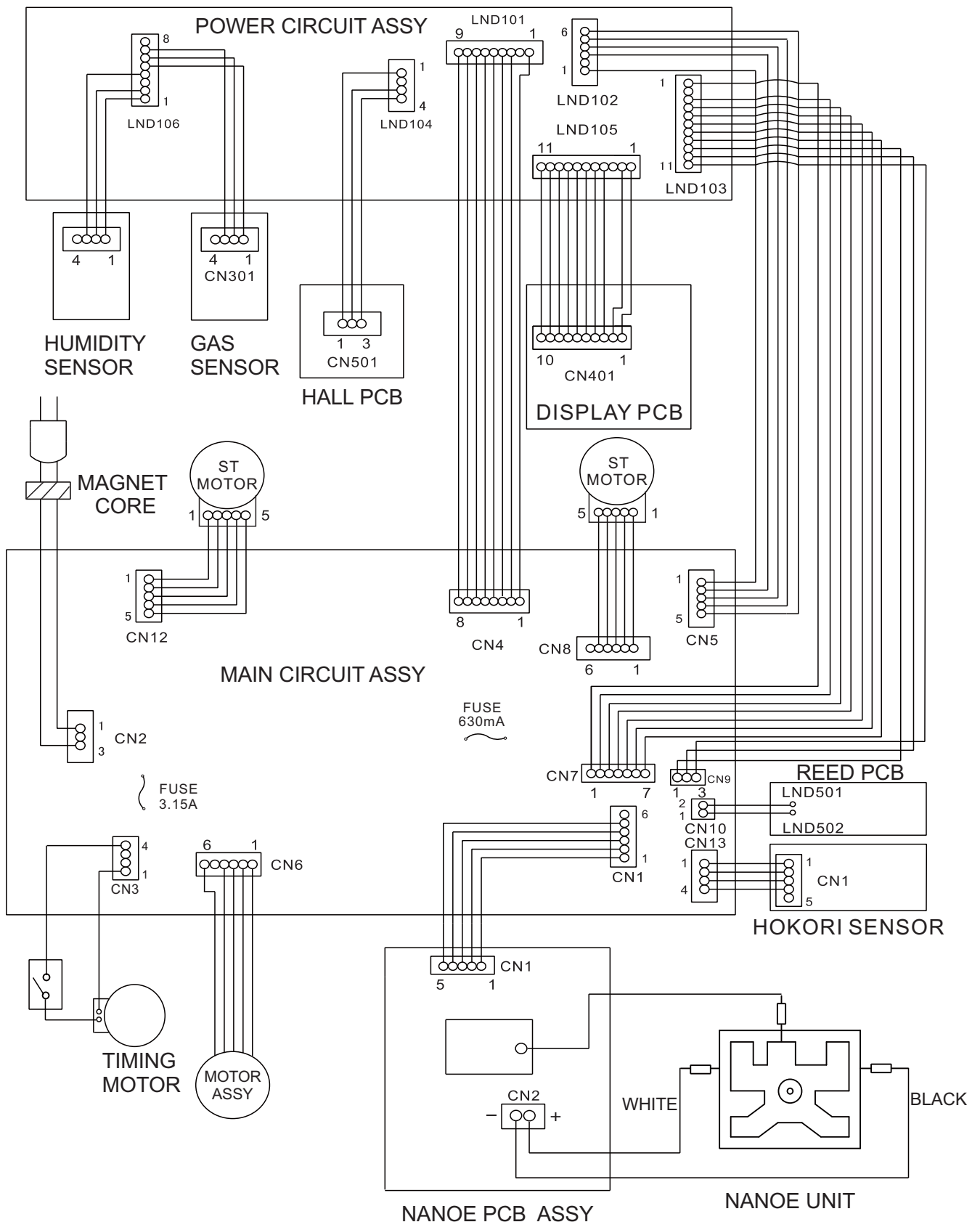
Packing Section



Remark: The double same letter which displayed behind the Lead Assy. Means they were linked together.

3. Wiring Diagram

F-VXF70M



4. Parts List

F-VXF70M

Main Body Section

No.	Part No.	Part Name	Q'ty	Remark
1	FFE01031101S	Front Panel Print	1	
2	FFE03031101S	Fixed Arm	2	
3	FFE41801102S	C.Filter Assy	1	
4	FFE41701102S	D.Filter Assy	1	
5	FFE00791102S	Brand Label	1	
6	FFE00601101S	Filter Label	1	For S'ARABIA/KUWAIT/UAE Market
(6)	FFE00611101S	Filter Label	1	For IRAN Market
7	FFE36400801S	D.Sensor Cover	1	
8	FFE01161101S	Front Case Assy	1	
9	FFE01151101S	Top Cover Assy	1	
10	FFE01081101S	Stand Painting	1	
11	FFE04061101S	Top Louver	1	
12	FFE01141102S	Rear Case Assy	1	
13	FFE00751102S	Warning Label	1	For S'ARABIA/KUWAIT/UAE Market
(13)	FFE00761103S	Warning Label	1	For IRAN Market
14	FFE00501102S	Name Plate	1	For S'ARABIA Market
(14)	FFE00511102S	Name Plate	1	For IRAN Market
(14)	FFE00521102S	Name Plate	1	For KUWAIT Market
(14)	FFE00531101S	Name Plate	1	For UAE Market
15	FFE00801101S	Tank Label	1	For S'ARABIA/KUWAIT/UAE Market
(15)	FFE00811102S	Tank Label	1	For IRAN Market
16	FFE00001103S	Tank Section	1	
17	FFE00001104S	H.Filter Section	1	
18	FFE00001105S	Tray Section	1	
19	FFE16001102S	Cord Assy	1	For S'ARABIA/KUWAIT/UAE Market ⚠
(19)	FFE16101102S	Cord Assy	1	For IRAN Market ⚠
20	FFE06051101S	Cap(A)	1	
21	FFE06041101S	Waterwheel	3	
22	FFE06031101S	H.Filter Cover	1	
23	FFE06101101S	H.Filter Assy	1	
24	FFE06021101S	H.Filter Case	1	
25	FFE06061101S	Cap(B)	1	
26	FFE05551101S	Germproof Set	1	
27	FFE05101101S	Tray	1	
28	FFE05111101S	Tray Plate	1	
29	FFE01181101S	Float Assy	1	
30	FFE05011102S	Tank Unit	1	
31	FFE01160801S	Handle Spring	1	
32	FFE06080902S	Tank Hook	1	
33	FFE05031102S	Tank Cover	1	
A	XTB4+14CFJ	Bind Tap Screw	24	
B	XTB4+14CZ	Bind Tap Screw	6	
E	XTN35+8CFJ	Pan Tap Screw	6	

4. Parts List

F-VXF70M

Main Frame Section

No.	Part No.	Part Name	Q'ty	Remark
34	FFE01101101S	Main Frame	1	
35	FFE12500901S	Micro Switch Cover	1	
36	FFE35500501S	Switch Lever	1	
37	FFE12901102S	Micro Switch Assy	1	⚠
38	FFE12500601S	Dust Sensor	1	⚠
39	FFE09021101S	Dust Sensor Lead	1	⚠
40	FFE03021101S	Arm R	1	
41	FFE01121102S	Shaft	1	
42	FFE03011101S	Arm L	1	
43	FFE09031101S	STM Lead(GB)	1	⚠
44	FFE00231101S	Gear Box Set	1	⚠
45	FFE01111102S	PCB Box	1	
46	K3T25X12X15	Magnet Core	1	
47	FFE02000801S	Magnet Hold	1	
48	FFE36200901S	Hall Panel	1	
49	FFE05070901S	Hall IC Magnet	1	
50	FFE13011101S	Hall PCB Box	1	
51	FFE49701402S	Hall PCB	1	⚠
52	FFE49101406S	Power Circuit Assy	1	⚠
53	FFE02051101S	Timing Motor Cover	1	
54	FFE02061101S	Gear	1	
55	FFE21101101S	Gear Stay	1	
56	FFE02031101S	Orifice	1	
57	FFE60001101S	Timing Motor	1	⚠
58	FFE02021102S	Casing Cover	1	
59	FFE49601403S	Reed PCB	1	⚠
60	FFE02081102S	Nanoe Cover	1	
61	FFE15001101S	Nanoe Unit	1	⚠
62	FFE02091101S	Nanoe Silencer	1	
63	FFE02071102S	Nanoe Case	1	
64	FFE09061102S	High Voltage Lead	1	⚠
65	FFE09071102S	Peltier Lead	1	⚠
66	FFE09051102S	Nanoe Lead	1	⚠
67	FFE48041101S	Nanoe PCB Assy	1	⚠
68	FFE07201101S	Nut	1	For Fixing Blade Assy
69	FFE06090801S	Undee Washer	1	For Fixing Blade Assy
70	FFE21100803S	Blade Fix Ring	1	For Fixing Blade Assy
71	FFE20050801S	Blade Plate(A)	1	
72	FFE02041101S	Blade Assy	1	
73	FFE20030902S	Blade Plate	1	For Fixing Blade Assy
74	FFE02021103S	Fan Casing Assy	1	
75	FFE08110801S	Holder Gum(A)	1	
76	FFE23001103S	Motor Assy	1	⚠

4. Parts List

F-VXF70M

Main Frame Section

No.	Part No.	Part Name	Q'ty	Remark
77	FFE08120801S	Holder Gum(B)	1	
78	FFE08010801S	Motor Holder	1	
A	XTB4+14CFJ	Bind Tap Screw	26	
F	XTN4+14CFJ	Pan Tap Screw	2	

Switch Box Section

No.	Part No.	Part Name	Q'ty	Remark
79	FFE49301101S	Humidity Sensor	1	⚠
80	FFE49401404S	Gas Sensor	1	⚠
81	FFE21300801S	Louver Bush	1	
82	FFE04161101S	Switch Plate Assy	1	
83	FFE04011102S	Switch Box	1	
84	FFE04071101S	Louver Gear	1	
85	FFE04081101S	STM Gear	1	
86	FFE04091101S	STM Holder	1	
87	FFE24001101S	ST Motor	1	⚠
88	FFE09081101S	STM Lead(TP)	1	⚠
89	FFE49201406S	Main Circuit Assy	1	⚠
90	FFE49301403S	Display PCB	1	⚠
91	FFE04051101S	Display PCB Cover	1	
A	XTB4+14CFJ	Bind Tap Screw	8	
C	XTB3+14CFJ	Bind Tap Screw	2	
D	XSB4+6FJ	Bind Screw	2	

Packing Section

No.	Part No.	Part Name	Q'ty	Remark
92	FFE80101102S	Top Pack	1	
93	FFE80201102S	Bottom Pack	1	
94	FFE80011102S	Carton Case Assy	1	Include Pos Label,For S'ARABIAMarket
(94)	FFE80021102S	Carton Case Assy	1	Include Pos Label,For IRAN Market
(94)	FFE80011353S	Carton Case Assy	1	Include Pos Label,For KUWAIT Market
(94)	FFE80011354S	Carton Case Assy	1	Include Pos Label,For UAE Market
95	FFE21401101S	Poly Cover	1	For Main Body Packing
96	FFE01110801S	Poly Cover	1	For Cord Assy Packing
97	FFE21371101S	Poly Cover	1	For D.Filter Assy Packing
98	FFE89501101S	Operating Instruction	1	For S'ARABIA/KUWAIT/UAE Market
(98)	FFE89511102S	Operating Instruction	1	For IRAN Market